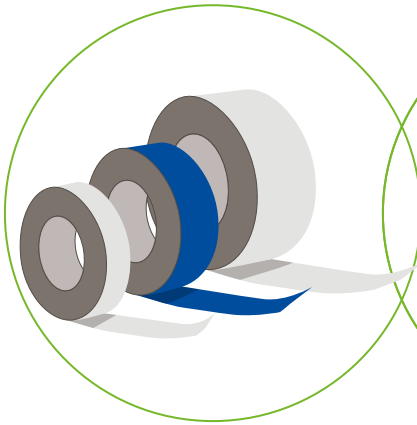



# Best practices for installing butyl tapes for metal roofs

To maximize the effectiveness of butyl tape, the below key application guidelines should be followed:



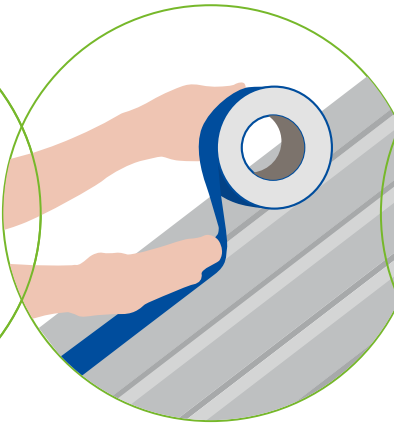
## Select the right butyl tape for application

Select the appropriate width, thickness, strength, and type based on the project's requirements.



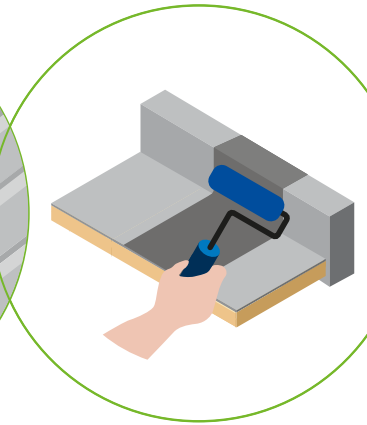
## Prepare surfaces thoroughly

Clean the metal surface thoroughly to remove dirt, dust, oil, and grease. Ensure the area is completely dry.



## Place the tape & press firmly

Apply the butyl tape directly from the roll. Press firmly. Remove the release paper backing.



## Ensure airtight adhesion

Use a roller or hand pressure to eliminate air pockets and create a tight seal. Inspect all seams and joints to ensure complete coverage.



## Store & handle appropriately

Store in a cool, dry place away from direct sunlight and extreme temperatures. Avoid folding or creasing the tape.